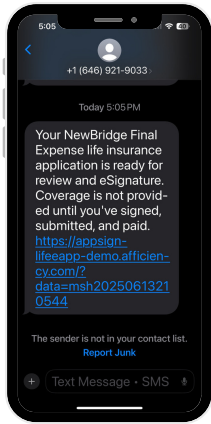
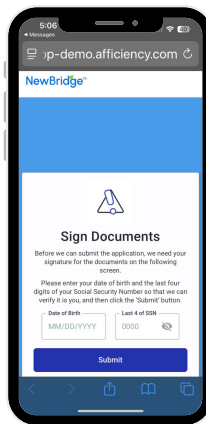


## Instructions for your applicant to complete Review & eSignature via mobile phone



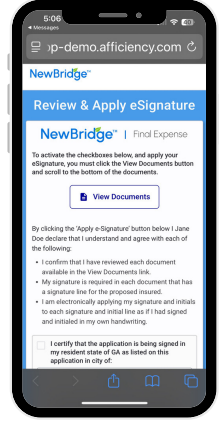
1

Your applicant will receive a text from +1 (646) 921-9033. Have them click on the blue hyperlink within the text message



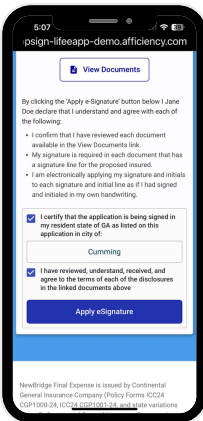
2

Your applicant must verify their identity by entering their date of birth and the last four digits of their SSN



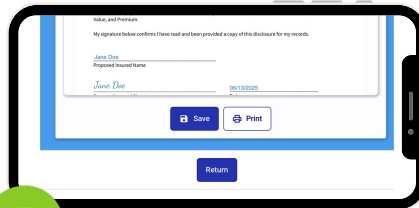
3

Ask your applicant to click the View Document button. They cannot apply their eSignature until they have reviewed all documents




6

Your applicant is now back on the screen where they can apply their eSignature. Ask them to click Apply eSignature



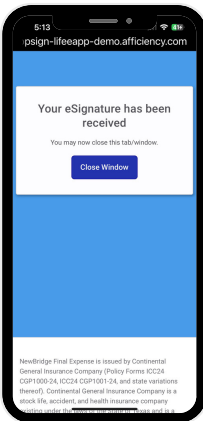
5

Scroll to the very bottom of the document window screen and click Return  
Your applicant may choose to Save or Print the documents. Importantly they must click Return to continue



4

If the document does not display when the phone is upright, ask your applicant to turn the phone sideways



7

eSignature is confirmed and your applicant can now click Close Window